

Gypsy Jazz Guitar Makeover Coaching

Category: **LEARN STANDARDS**

Welcome to this week's lesson!
This week's category is "**Learn Standards**".

Today we will learn the Jazz classic "Autumn Leaves".
"Autumn Leaves" is a song composed in 1945 by Joseph Kosma
(lyrics by Jacques Prevert).

Kosma was a native of Hungary who was introduced to Prévert in
Paris. They collaborated on the song "Les Feuilles Mortes"
("The Dead Leaves") for the 1946 film "Les Portes de la Nuit".

Below you'll find the steps that you should aim to go through when
you learn a new song.

Of course depending on your level, you might struggle with some of
them, but the sequence below is what you're aiming to eventually.

The fact that you are trying and that you are stepping out your
comfort zone, means that you are improving.

Dont worry if some things below feel too hard, keep working
and things will gradually get easier!

The aim of this program is to improve your musicianship and guitar
playing by teaching you to see success in small improvements and
manageable actions.

*"How do you eat an elephant?
One bite at a time!"*

Only compare yourself to where you were yesterday.
If today you learn only ONE new thing, then you should consider it a
success. It's a marathon, not a sprint!

Category: **LEARN STANDARDS**

Step 1

Listen to a few versions of the song and familiarize yourself with it.

Here's a few versions
(links in "Autumn Leaves Versions" PDF)

Frank Sinatra

(When learning a new song it's always a good idea to listen to Frank Sinatra's version first, as he always sang the melody exactly as written)

Nat King Cole

Edith Piaf

Chet Baker

Miles Davis

Joe Pass

The Rosenberg Trio

Category: **LEARN STANDARDS**

Step 2

Learn the lyrics!

Remember, it is a *song* you are learning.

Learning the lyrics will massively enhance your phrasing when you play the melody.

*The falling leaves drift by the window
The autumn leaves of red and gold*

*I see your lips, the summer kisses
The sun-burned hands I used to hold*

*Since you went away, the days grow long
And soon, I'll hear old winter's song*

*But I miss you most of all, my darling
When autumn leaves start to fall*

*Since you went away, the days grow long
And soon, I'll hear old winter's song*

*But I miss you most of all, my darling
When autumn leaves start to fall*

Category: **LEARN STANDARDS**

Step 3

- Work out the chart by ear or find it (Real Book or similar)
 - Analyze the form (AABC)
 - Learn the chord chart
- Learn how to play the chords and sing the melody whilst playing the form

Autumn Leaves

(Medium Swing)

Joseph Kosma

A	$\frac{4}{4}$ A_{-7}	D_7	$G_{\Delta 7}$	$C_{\Delta 7}$
	$F^{\#}_{\emptyset 7}$	B_{7b13}	E_{-6}	\cdot/\cdot
B	$F^{\#}_{\emptyset 7}$	B_{7b13}	E_{-6}	\cdot/\cdot
	A_{-7}	D_7	$G_{\Delta 7}$	$C_{\Delta 7}$
C	$F^{\#}_{\emptyset 7}$	B_{7b13}	E_{-7} A_7	D_{-7} G_7
	$F^{\#}_{\emptyset 7}$	B_{7b13}	E_{-6}	\cdot/\cdot

Category: **LEARN STANDARDS**

QUICK NOTE

Bars 27 and 28

| Em7 A7 | Dm7 G7 |

are often played using a tritone substitution for both dominant chords, to allow for a chromatic descent in the bass line

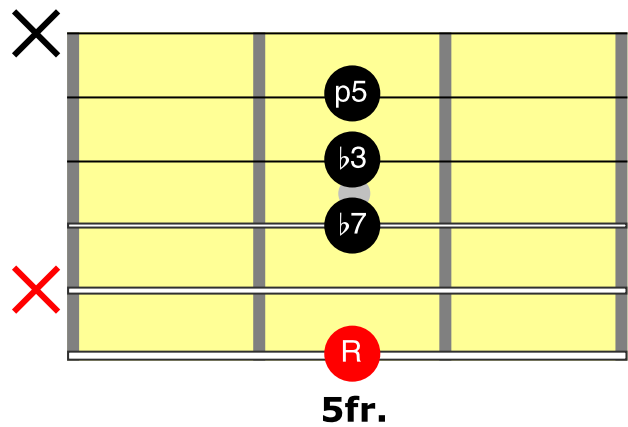
C F# 7 	B7b13 	E-7 D# 7 7 	D-7 C# 7 7
F# 7 	B7b13 	E-6 	/.

Tritone of A7

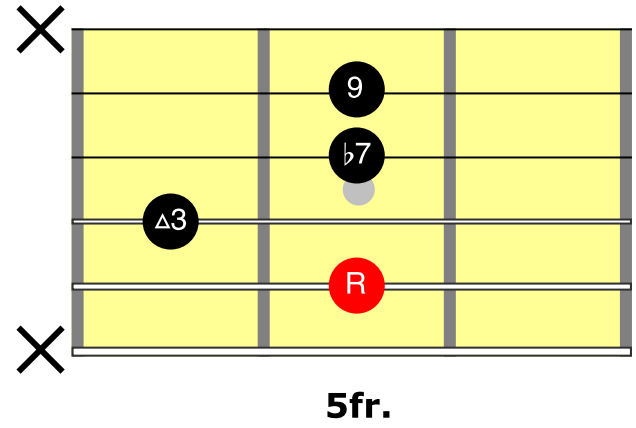
Tritone of G7

Category: **LEARN STANDARDS**

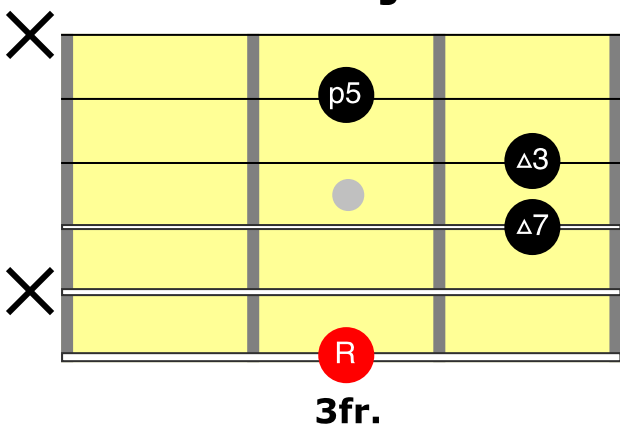
Amin7



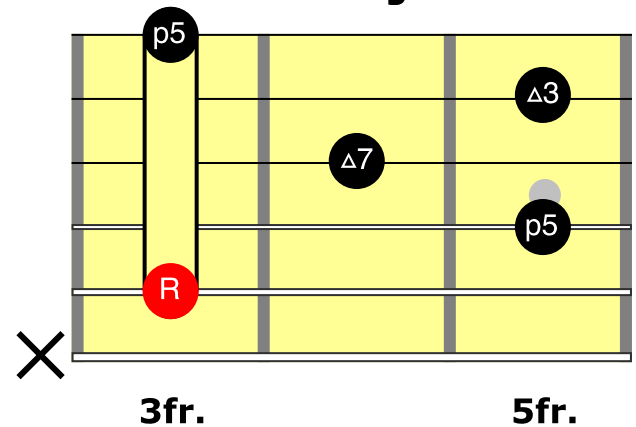
D7 (D9)



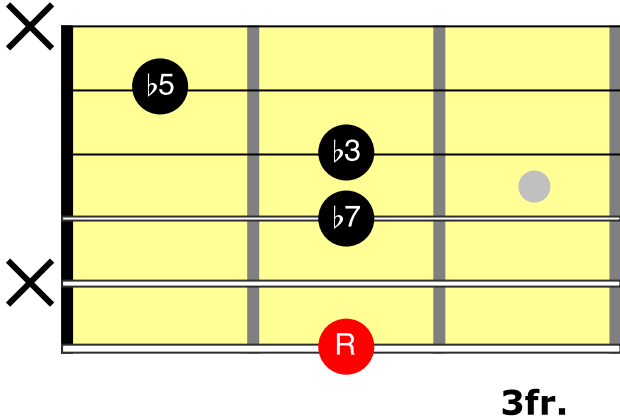
GMaj7



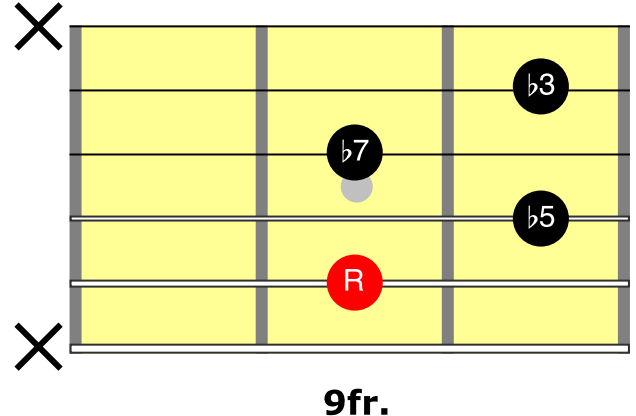
CMaj7



F#halfdim(m7b5)



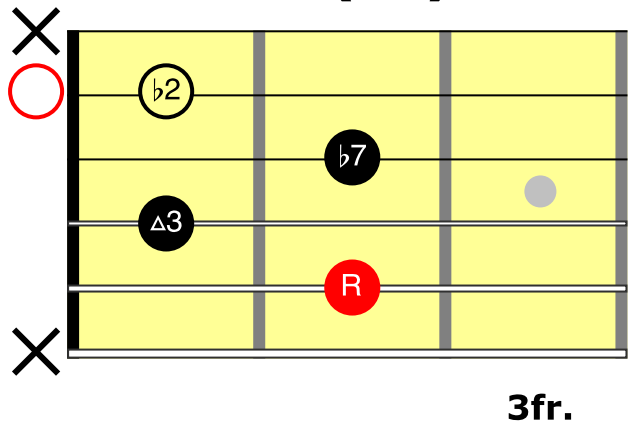
F#halfdim(m7b5)



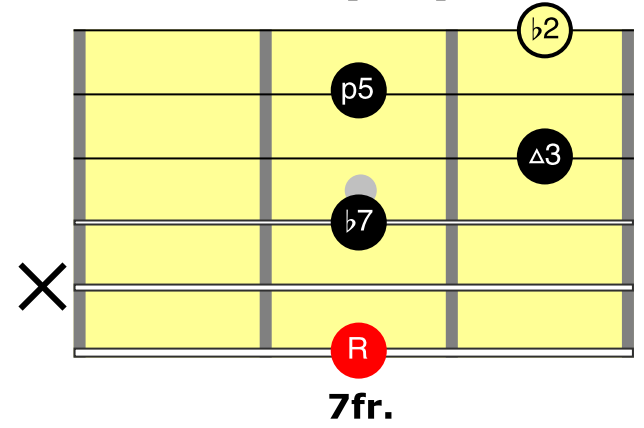
Gypsy Jazz Guitar Makeover Coaching

Category: **LEARN STANDARDS**

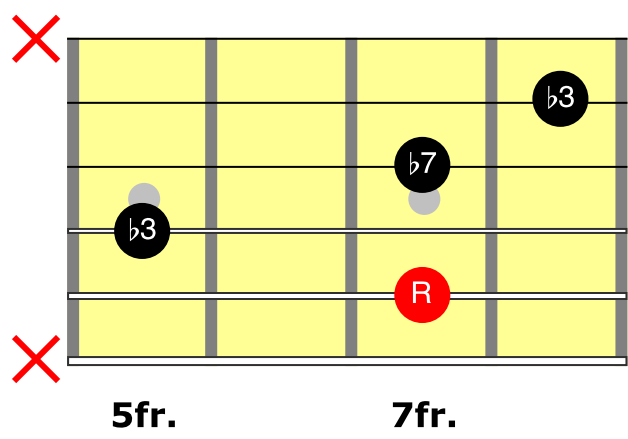
B7(b9)



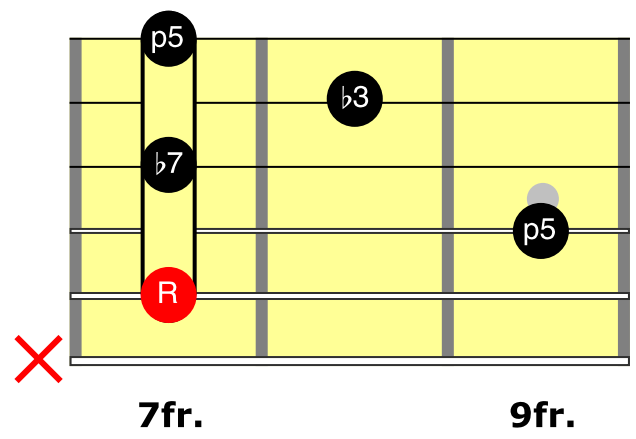
B7(b9)



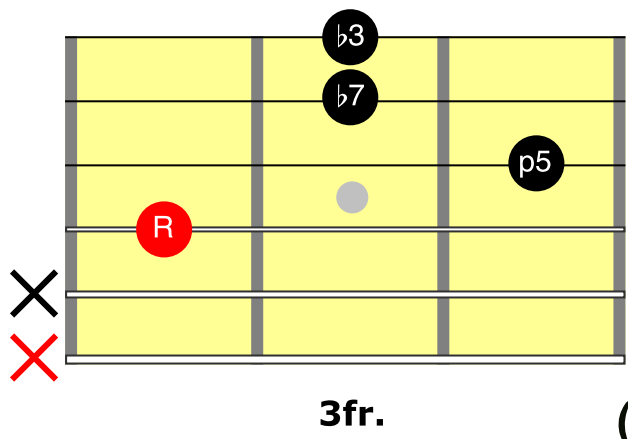
Emin7



Emin7



Emin7



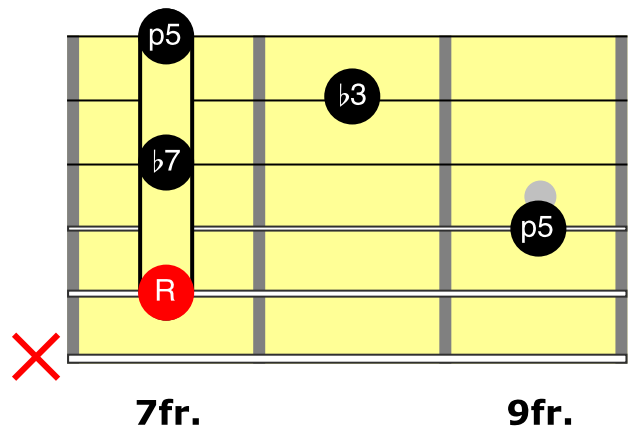
NOTE

This is a minor II V I in the key of E minor. I'd like you to take a break and apply some of the voicings that we have learned in the "chords" lesson a couple of weeks back.

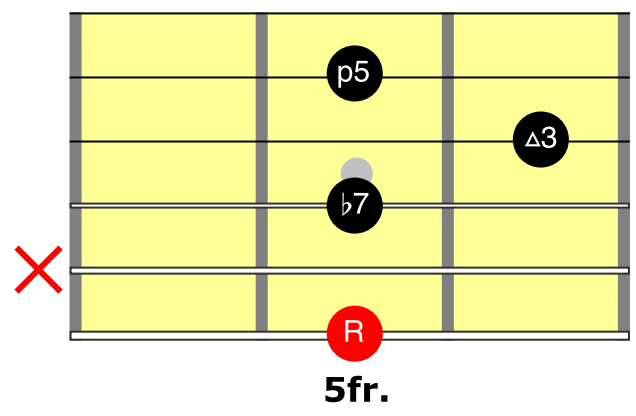
(Chords of the Melodic Minor scale)

Category: **LEARN STANDARDS**

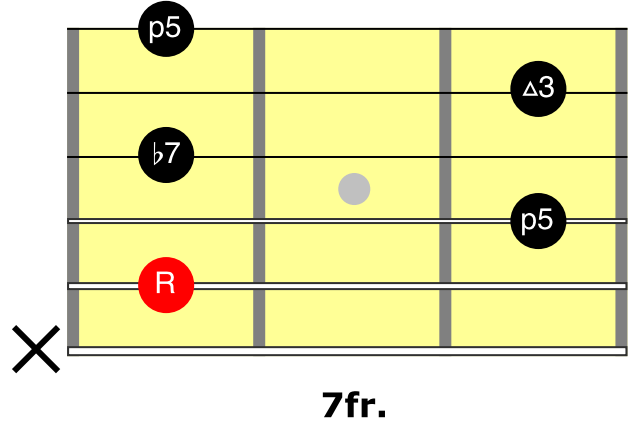
Emin7



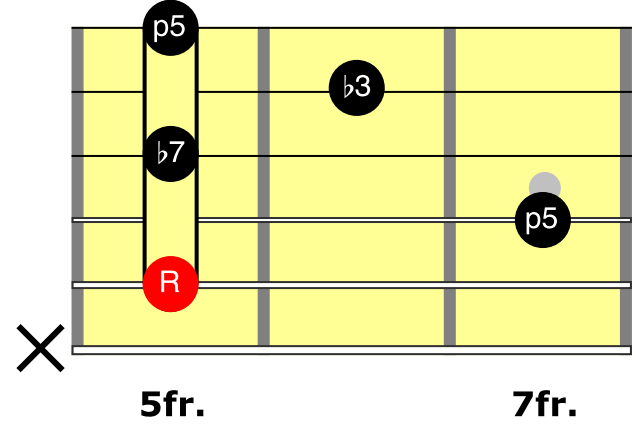
A7



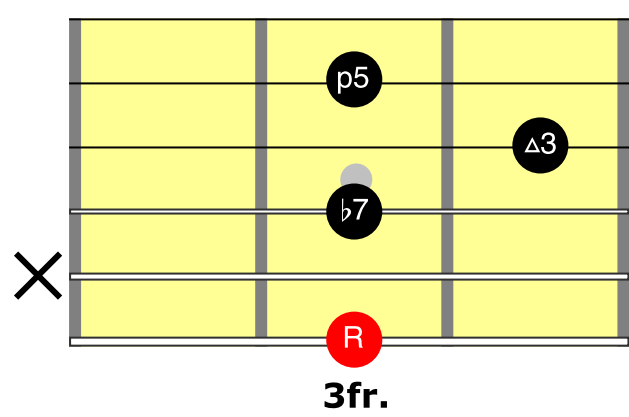
D#7



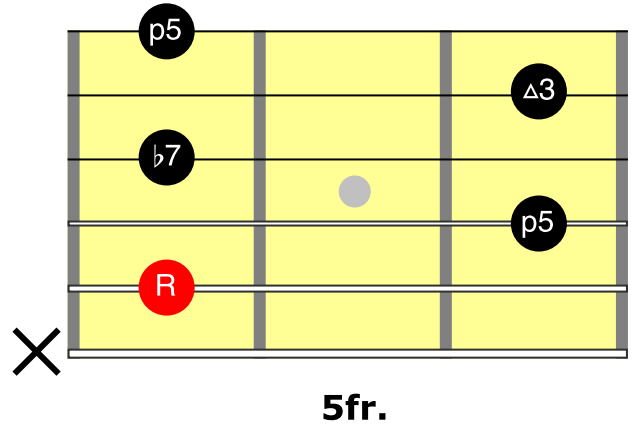
Dmin7



G7



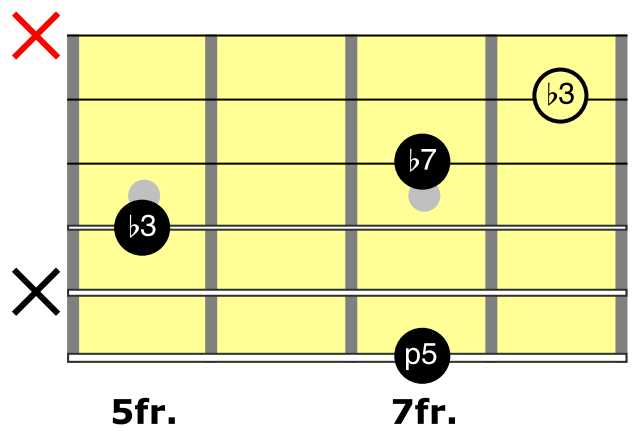
C#7



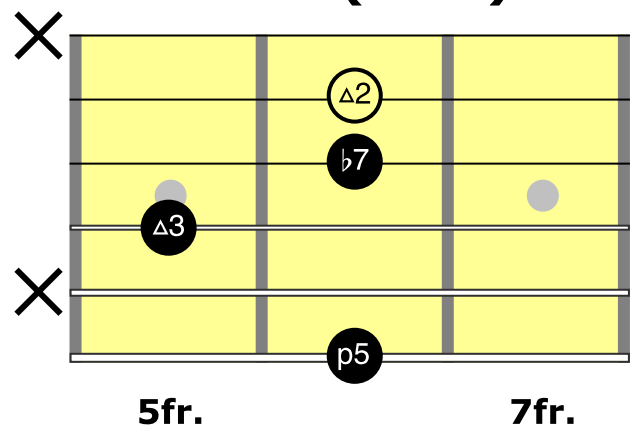
Gypsy Jazz Guitar Makeover Coaching

Category: **LEARN STANDARDS**

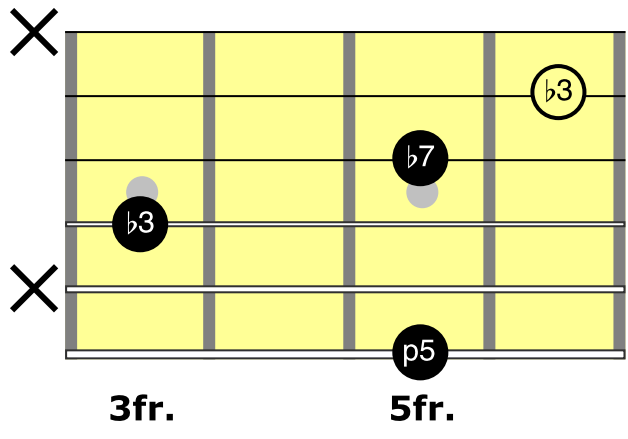
Emin7



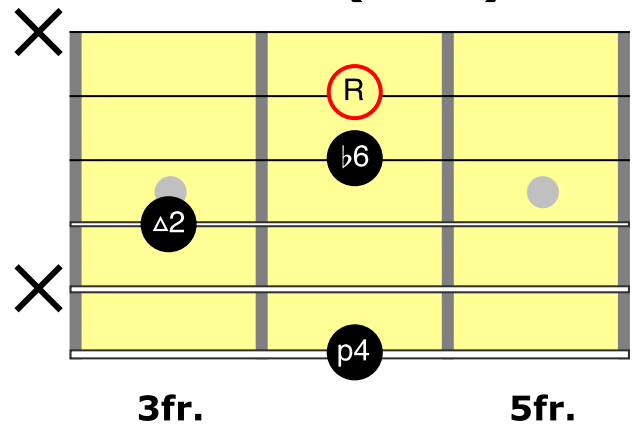
D#7 (D#9)



Dmin7



C#7 (C#9)



Category: **LEARN STANDARDS**

Step 4

Learn to play the melody.

Autumn Leaves

Am7 D7 Gmaj7 Cmaj7 F#m7b5 B7 Em7 (E7#9)

The fall ling leaves drift by the window the autumn leaves of red and gold I see your

9 Am7 D7 Gmaj7 Cmaj7 F#m7b5 B7 Em7 Em7

lips the sum-mer kis - ses the sun burned hands i used to hold Since you

17 F#m7b5 B7 Em7 Em7 Am7 D7 Gmaj7 Cmaj7

went a - way the days grew long and soon I'll hear old win-ter's song But I

25 F#m7b5 B7 Em7 A7 Dm7G7 F#m7b5 B7 Em7 (E7#9)

miss you most of all my dar - ling when au - tumn leaves start to fall

Category: **LEARN STANDARDS**

BONUS STEPS

Step 5

Work out your own solo guitar arrangement of the song.

This, in my opinion, is one of the best exercises you can do to develop your musicianship!

BONUS STEPS

Step 6

Repeat steps 3, 4 & 5 but in a different key.

Normally, a good exercise is to transpose the song a fifth up. In this case, since this song is very often played in the key of Gminor, we will learn it a minor 3rd up.

Autumn Leaves

(Medium Swing)

Joseph Kosma

A	4/4	C-7	F7	B ^b _Δ 7	E ^b _Δ 7	
		A _∅ 7	D _{7^b13}	G-6	∴	} ∴
B		A _∅ 7	D _{7^b13}	G-6	∴	
		C-7	F7	B ^b _Δ 7	E ^b _Δ 7	
C		A _∅ 7	D _{7^b13}	G-7	^{F#} C7	F-7
					^{E7} B ^b ₇	
		A _∅ 7	D _{7^b13}	G-6	∴	

Category: **LEARN STANDARDS**

ACTIONS FOR NEXT WEEK

1. Memorize the melody and lyrics of "Autumn Leaves". You should be able to sing the whole melody in your head.
2. Memorize the chords and the form of "Autumn Leaves". You should be able to play rhythm for the whole song without looking at the chart.
3. Learn to play the melody of "Autumn Leaves" (learn it one octave higher, in a different box, too) and play it over a backing track.

IMPORTANT!

Once you finish this weeks tasks, post "done" on the group and share with the group something new that you learned by doing the tasks.

Please dont skip this part! Note that this is an essential part of your learning and it will accelerate your progress massively.

Have fun!

Yours,

Filippo